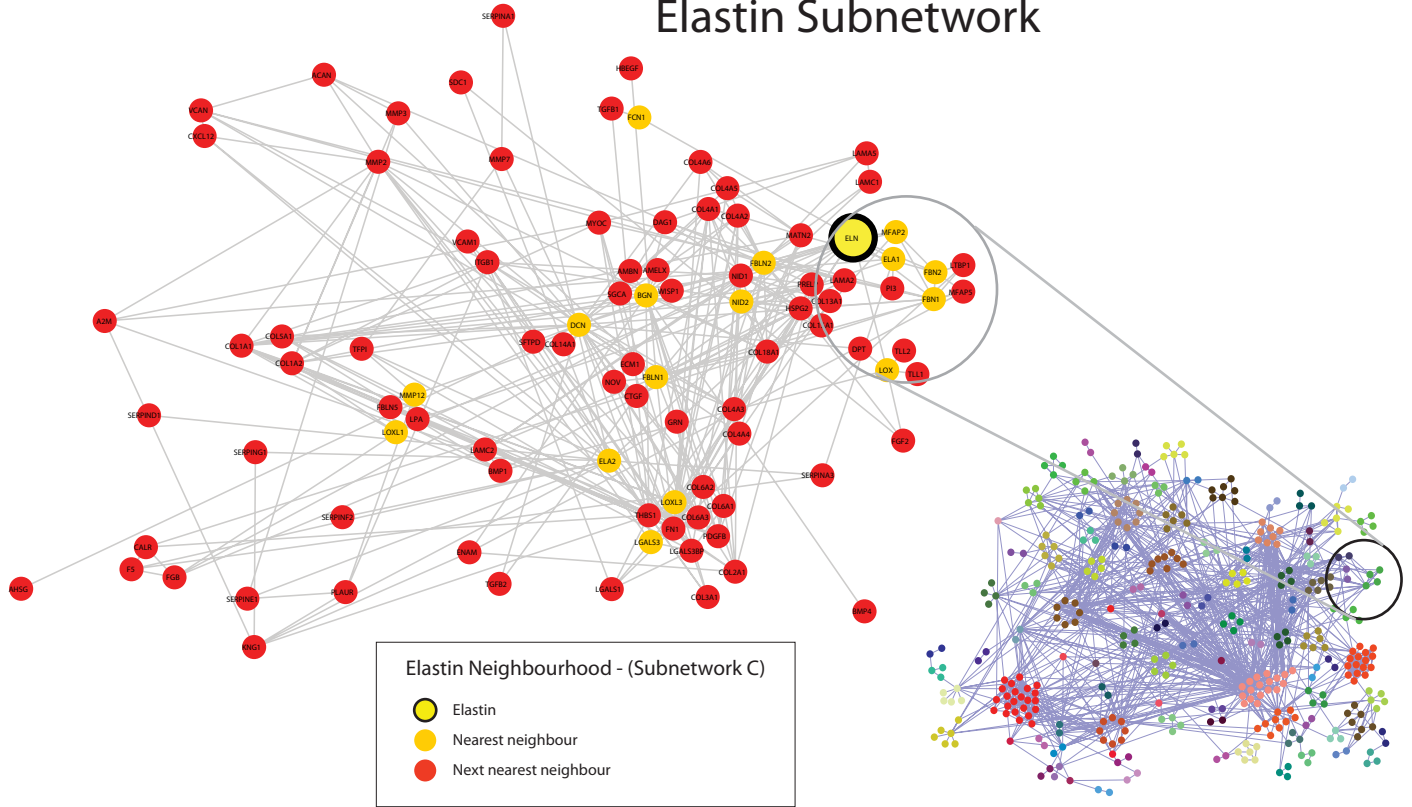
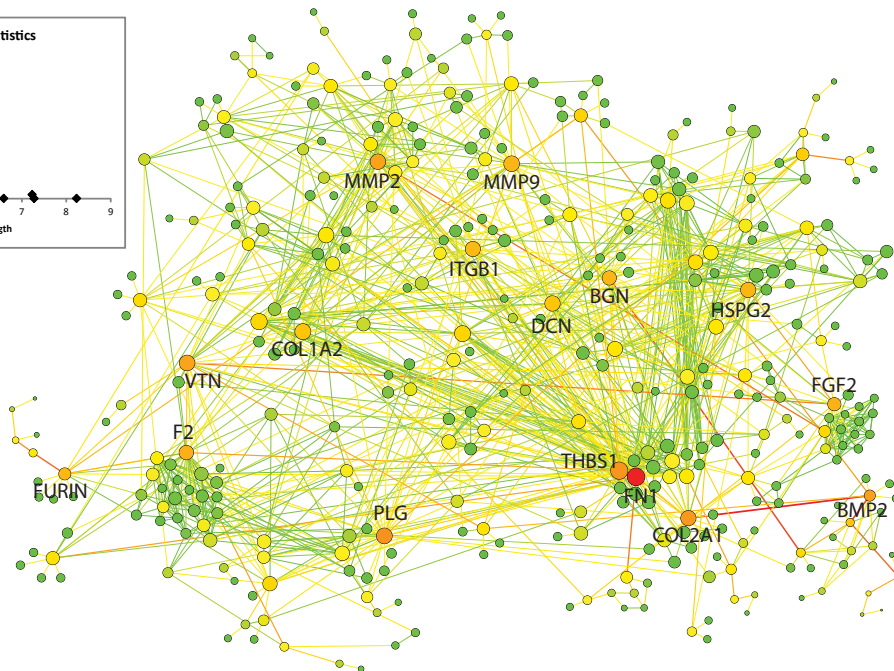
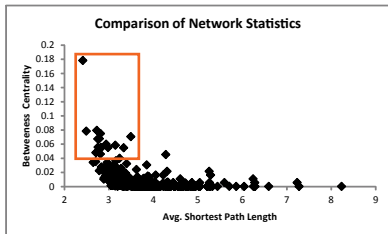


Elastin Subnetwork



Network Attributes



Symbol	Mean Shortest Pathlength	Betweenness
FN1	2.41397849	0.17813498
PLG	2.72580645	0.07923713
THBS1	2.49193548	0.07818463
COL2A1	2.81182796	0.074762
BMP2	3.49193548	0.07035747
MMP2	2.78494624	0.0675467
VTN	2.75	0.06718644
F2	2.93817204	0.05973565
FGF2	3.14516129	0.05823702
MMP9	2.75537634	0.0556684
BGN	2.9811828	0.05508718
HSPG2	2.81989247	0.05491221
ITGB1	2.82526882	0.05469762
FURIN	3.33064516	0.05460598
COL1A2	2.70698925	0.04783912
DCN	2.80645161	0.0458296

